

















































































Wollaston Primary School- Knowledge Organiser- EYFS- Autumn Term 1

Books we will be reading	Songs we will be learning	Places we will visit																		
	<ul style="list-style-type: none"> • 5 currant buns • 5 little ducks • Heads, shoulders, knees and toes • 1,2,3,4,5 once I caught a fish alive • 5 little speckled frogs • 5 little monkeys jumping on the bed • 5 little apples • 5 little men in a flying saucer 	 <p>The church, the sensory garden and Beacon hill.</p>																		
Key vocabulary for the term																				
<table border="1" style="width: 100%; text-align: center;"> <tr> <td> family</td> <td> friend</td> <td> happy</td> <td> sad</td> <td> like</td> <td> street</td> </tr> <tr> <td> baby</td> <td> toddler</td> <td> angry</td> <td> calm</td> <td> dislike</td> <td> village</td> </tr> <tr> <td> child</td> <td> adult</td> <td> feelings</td> <td> unique</td> <td> different</td> <td> house</td> </tr> </table>			 family	 friend	 happy	 sad	 like	 street	 baby	 toddler	 angry	 calm	 dislike	 village	 child	 adult	 feelings	 unique	 different	 house
 family	 friend	 happy	 sad	 like	 street															
 baby	 toddler	 angry	 calm	 dislike	 village															
 child	 adult	 feelings	 unique	 different	 house															

Wollaston Primary School-Knowledge Organiser-EYFS-Maths

Recognise and order numbers to 20	Number bonds to 5					Quantity To 10					Adding and subtracting		
1	1	2	3	4	5	1		6		<ul style="list-style-type: none"> Add two single digit numbers Subtract a single digit number from another Say one more/one fewer than a given number 			
2	$0+1$	$0+2$	$0+3$	$0+4$	$0+5$	2		7					
3		$1+1$	$1+2$	$1+3$	$1+4$	3		8					
4				$2+2$	$2+3$	4		9					
5						5		10					
6	Capacity					Time			Shapes including:				
7	Empty	Half Full	Full		 <p>O'clock The hour hand points to the time and the minute hand points to 12.</p>			circle			Days of the Week (in discussion)		
8								triangle			Monday		
9	Number Double					square			Tuesday				
10	0	0					rectangle			Wednesday			
11	1	2		Weight			Pattern		Thursday				
12	2	4		Heavy / Heavier / Heaviest			Colour			Friday			
13	3	6		Light / Lighter / Lightest			Size			Saturday			
14	4	8		Balanced / Equal			Length			Sunday			
15	5	10											
16	Number Half												
17	0	0											
18	2	1											
19	4	2											
20	6	3											
	8	4											
	10	5											

EYFS KNOWLEDGE ORGANISER - Family & Friends

Key Vocabulary

My Family

mother father baby parents daughter
son stepmother family stepfather aunt
uncle grandmother sister brother
niece nephew grandfather grandchildren cousins

Children will learn:

About family customs and routines of their peers.
About things that make them unique.
About how they are similar or different to their friends and family.

Children will be able to:

Talk about family customs and routines that they enjoy.
Shows interest in the lives of people who are familiar to them.
Talks about significant events and their own experiences such as special times.
Talk about what makes them unique and same to their family and friends.

We all come from different parts of the world



Children will learn:

About the place that they and their families came from.

Children will be able to:

Asks questions and talk about different countries.

Definitions

World	Earth and everything on it
World Map	A diagram that shows us all the continents and countries on Earth
Continent	Very large and continuous areas of dry land. There are 7 continents; Europe, Asia, Africa, North and South America, Australia, & Antarctica
Country	A Nation with its own Government.

How to be a good friend?



When someone falls over I can help them up and ask if they are OK.



When someone needs to borrow something I can lend it to them.



When someone looks lonely I can go and play with them.



When someone looks unhappy I can go and give them some comfort.

We are all different.
We are all friends!



Children will learn:

How to resolve conflicts with other children.
To be confident speakers.
That their actions affect other people.
To solve problems e.g. when someone has taken their toy.
To listen and responds to ideas expressed by others in conversation.

Children will be able to:

Play alongside others and find a compromise.
Speak to others about own needs, wants, interests and opinions.
Comfort another child when they realise they have upset them.
Solve problems without aggression.
Listens and respond to ideas expressed by their friends whilst playing.

Stretch: mmmmountain
Handwrite: Maisie, mountain, mountain

Bounce: a-a-a-apple
Handwrite: Round the apple, down the leaf

Stretch: ssssnake
Handwrite: Slither down the snake

Bounce: d-d-d-dinosaur
Handwrite: Round his bottom, up his tall neck, down to his feet

Bounce: g-g-g-girl
Handwrite: Round her face, down her hair and give her a curl

Bounce: o-o-o-orange
Handwrite: All around the orange

Bounce: c-c-c-caterpillar
Handwrite: Curl around the caterpillar

Bounce: k-k-k-kangaroo
Handwrite: Down the kangaroo's body, tail and leg

Bounce: t-t-t-tower
Handwrite: Down the tower, across the tower

Bounce: i-i-i-insect
Handwrite: Down the body, dot for the head

Stretch: nnnnet
Handwrite: Down Nobby, over his net

Bounce: p-p-p-pirate
Handwrite: Down the plait and over the pirate's face

Bounce: u-u-u-umbrella
Handwrite: Down and under, up to the top and draw the puddle

Bounce: b-b-b-boot
Handwrite: Down the laces to the heel, round the toe

Stretch: ffffflower
Handwrite: Down the stem, and draw the leaves

Bounce: e-e-e-egg
Handwrite: Lift off the top and scoop out the egg

Stretch: lllllleg
Handwrite: Down the long leg

Bounce: h-h-h-horse
Handwrite: Down the head to the hooves and over his back

Stretch: shhhhsays the horse to the hissing snake

Stretch: rrrrrrobot
Handwrite: Down his back, then curl over his arm

Stretch: thhhh
Handwrite: The princess in the tower is rescued by the horse. She say: thhthankyou

Stretch: zzzzip
Handwrite: Zig-zag-zig

Bounce: ch-ch-chchoo
The horse sneezes when the caterpillar's hairs get up his nose

Bounce: qu-qu-ququeen
Handwrite: Round her head, up past her earrings and down her hair

Bounce: j-j-j-jack-in-a-box
Handwrite: Down his body curl and dot

Stretch: vvvvulture
Handwrite: Down a wing, up a wing

Bounce: u-u-u-unicorn
Handwrite: Down a horn up a horn and under his head

Bounce: w-w-w-worm
Handwrite: Down, up, down, up

Bounce: x-x-x-x-exercise
Handwrite: Down the arm and leg and repeat the other side

thag on a string
1. thag, ping, string, wing, sing, song, pong, song, bong

I think I stink
1. think, stink, wink, sink, blink, link, pink, plink, thank, stink